

# Automatic Door Bottoms



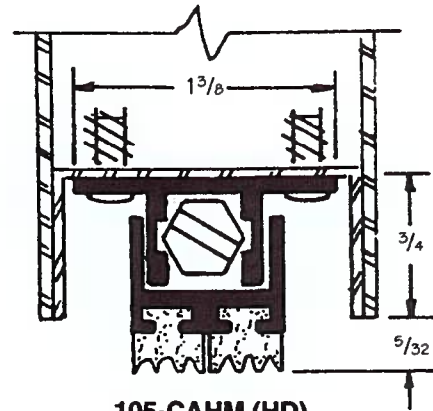
**Low Closing Force  
Automatics Available**

Full Mortise & Surface Type Door Bottoms are reversible (non-handed).  
Furnished with closed cell sponge neoprene gaskets.

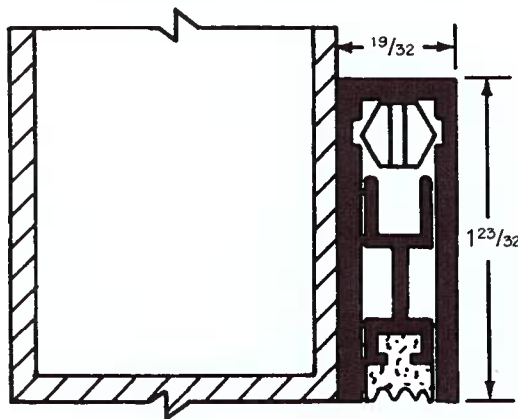
May be trimmed 4" from lock end only, unless bottom is under 30" in length.

Max. Drop 7/8".

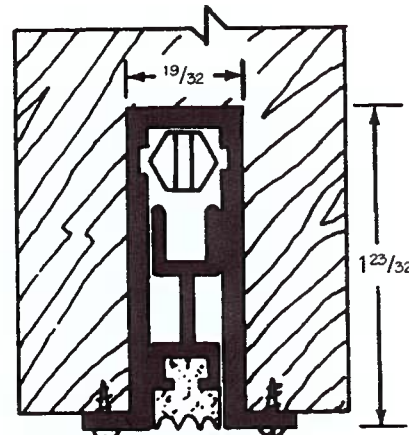
Fire Rated: Door Bottom Seals for use on wood or steel doors in up to 3-hour locations.



105-CAHM (HD)

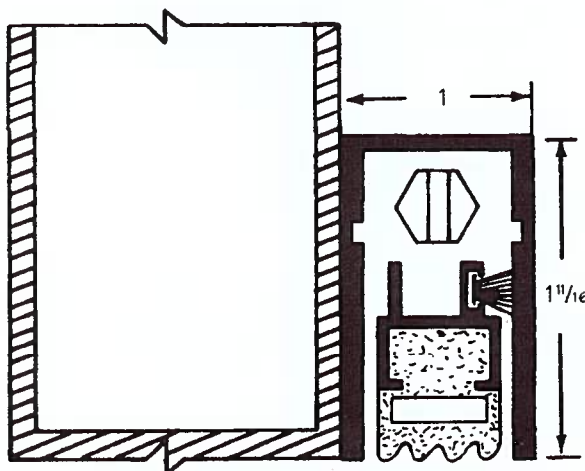


105-SA, 105-SAD, 105-SAG

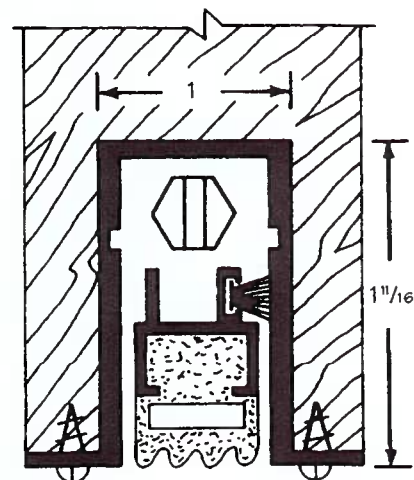


105-CA (HD)

## Heavy Duty Automatic Door Bottoms



105-SAX, 105-SADX



105-CAX

### MATERIAL DESIGNATIONS

A Aluminum	B Bronze	B Architectural Bronze	D Dark Brown Anodized or Paint
E EPDM-Rubber Polymer	F Felt	G Gold	N Solid or Closed Cell Neoprene
P Pile	SS Stainless Steel	V Vinyl	Z Zinc